

NOTAS:

¿Qué representan los papalotes? ¿De qué otra manera podemos protestar?

SSG is a 501c3 nonprofit art space dedicated to bringing the best of contemporary art and creativity to central Virginia. Our outreach projects are supported in part by the Bama Works Fund, the LEAW Family Foundation, and the J&E Berkley Foundation. Thank you for your support.

second street gallery

115 SECOND STREET SE CHARLOTTESVILLE, VA 22902
434-977-7284 WWW.SECONDSTREETGALLERY.ORG

Learn more at
secondstreetgallery.org

SSSG ACTIVITY BOOK

OCTOBER 2020

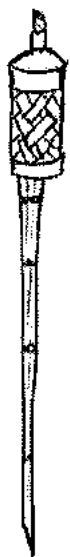
Papalotes en Resistencia

work by [Federico Cuatlacuatl](#).

Keep this book
as a souvenir
of your visit!

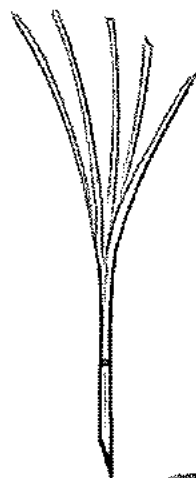
Papalotes anti-racista
para protesta pacifica.

1.



Materiales:
-antorcha tiki
-hilo
-resistol
-papel china
-tijeras
-playeras viejas

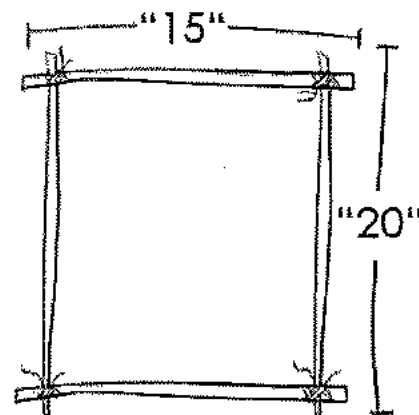
2.



Deconstruir antorcha tiki cortando directamente hacia abajo en líneas derechas.

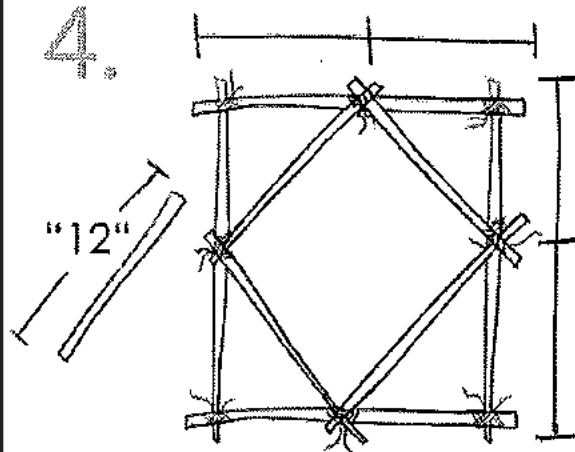


3.



Usa el hilo para armar el cuadro, atando cada esquina

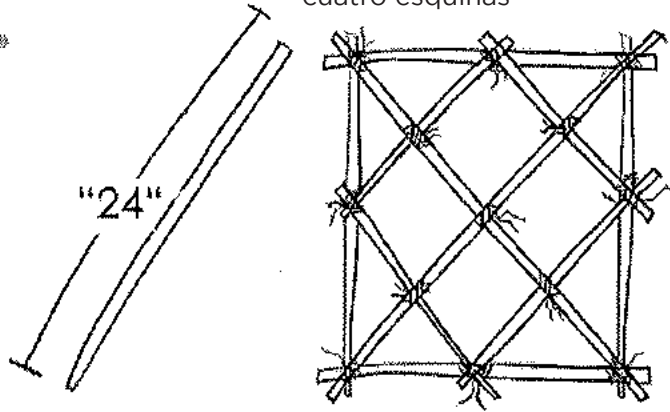
4.



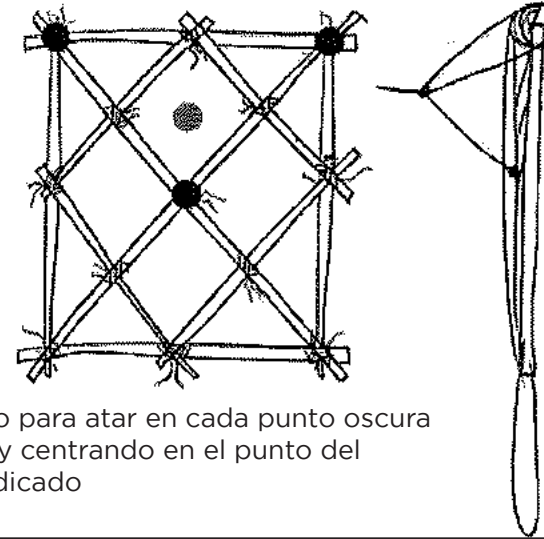
Agrega cuatro piezas diagonales usando el hilo para atar cada intersección

5.

Agrega dos palitos diagonales atada en las cuatro esquinas

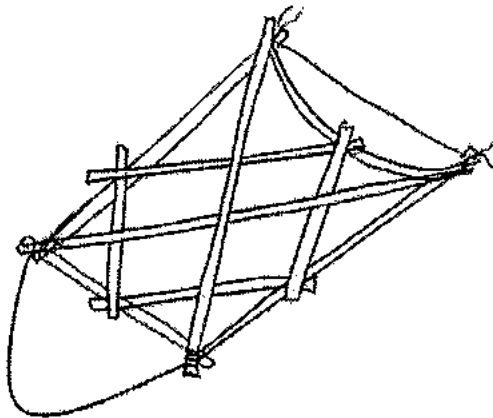


7.



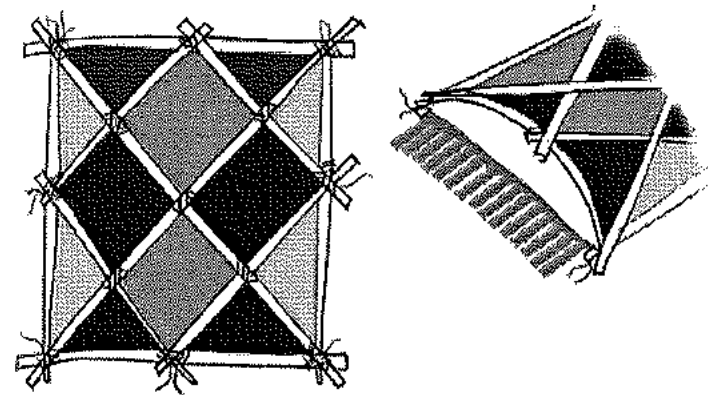
Usa el hilo para atar en cada punto oscura indicado y centrando en el punto del centro indicado

6.



Usa el hilo para estirar una punta y crear una curva en el papaote. Usa el hilo en la otra punta para la cola. Usa tiras largas y delgadas de ropa vieja como cola para volar papalote.


8.



Usa papel china para cubrir el papalote pegando con resistol. En el hilo estirado agrega una tira de papel china con cortes

NOTES:

What do kites represent? How else can we protest?



SSG is a 501c3 nonprofit art space dedicated to bringing the best of contemporary art and creativity to central Virginia. Our outreach projects are supported in part by the Bama Works Fund, the LEAW Family Foundation, and the J&E Berkley Foundation. Thank you for your support.

SSSG ACTIVITY BOOK

OCTOBER 2020

Papalotes en Resistencia

work by [Federico Cuatlacuatl](#).

Keep this book
as a souvenir
of your visit!

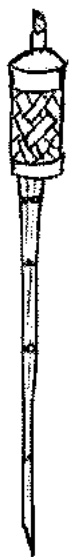
Anti-racist kites for
peaceful protest.

second street gallery

115 SECOND STREET SE CHARLOTTESVILLE, VA 22902
434-977-7284 WWW.SECONDSTREETGALLERY.ORG

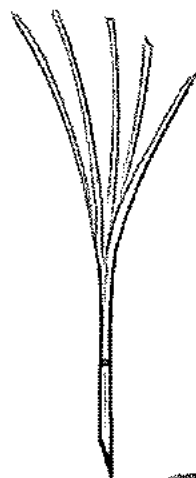
Learn more at
secondstreetgallery.org

1.



Materials:
-tiki torch
-nylon string
-glue
-tissue paper/recycled
plastic bags
-scissors
-cloth

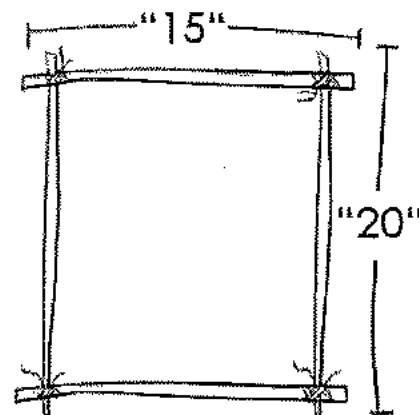
2.



Deconstruct tiki torch by
slicing down straight and
even pieces

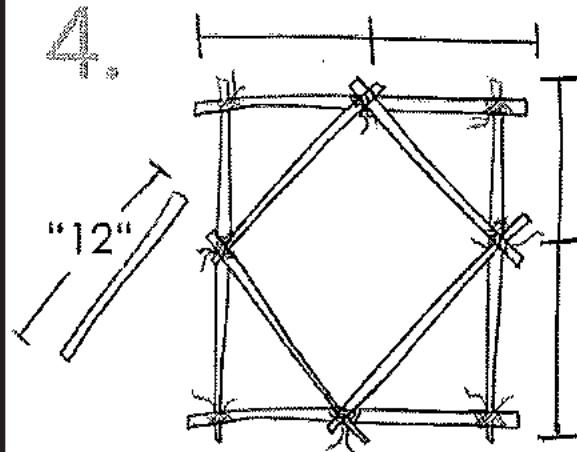


3.



Using string
build the main
frame to tie
each corner

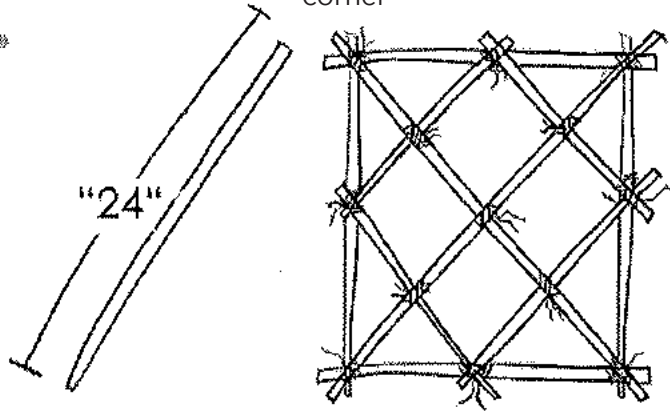
4.



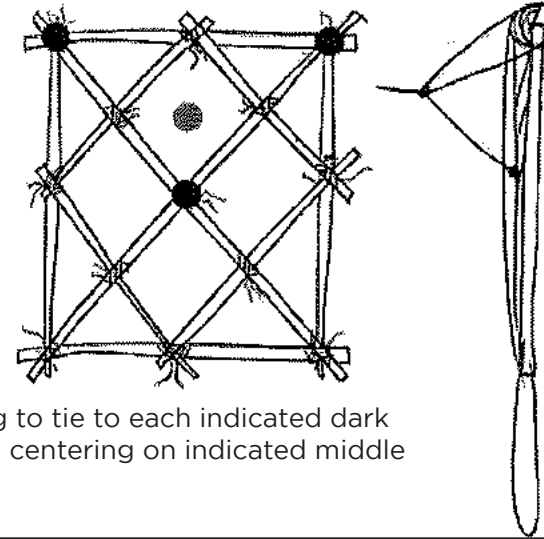
Add four diagonal pieces using string to tie each
intersection

5.

Add two diagonal pieces using string to tie to each corner

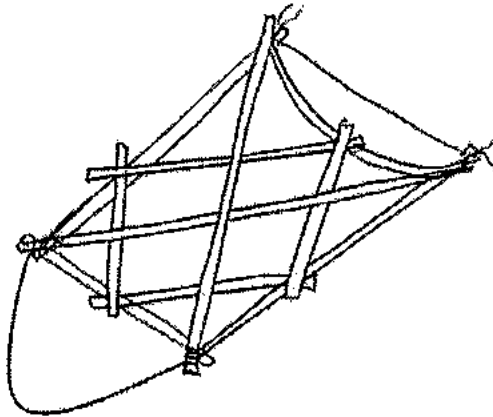


7.



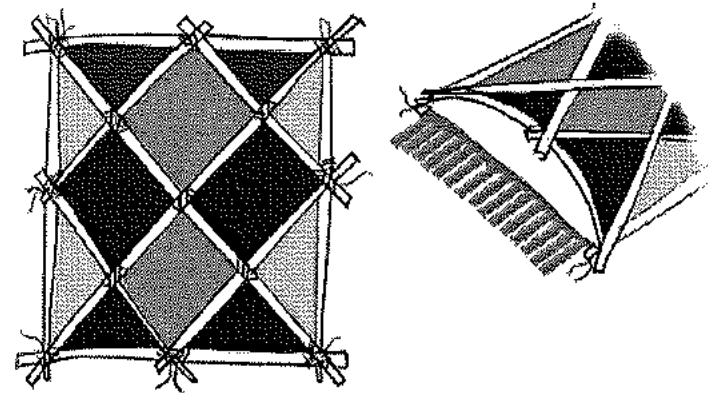
Use string to tie to each indicated dark point and centering on indicated middle point

6.



Use string to curve teh top of the kite creating tension on string. Use string to tie to bottom of two corners for tail. Use long strips of cloth as kite tail when flying.

8.



Use multicolored tissue paper/recycled plastic bags to glue on geometric sections of the kite. Add tissue paper on top string cut in strips.